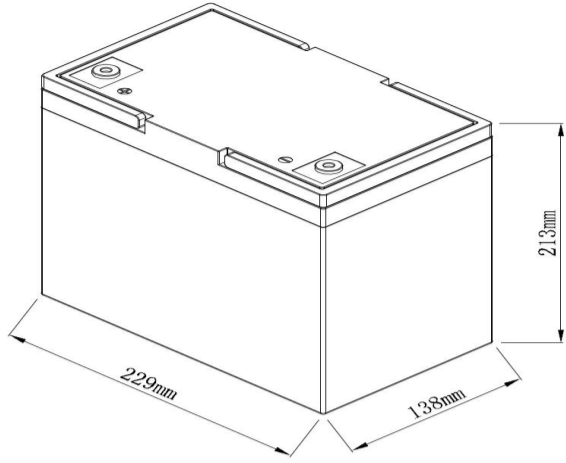


# MP-1250

12.8V50Ah

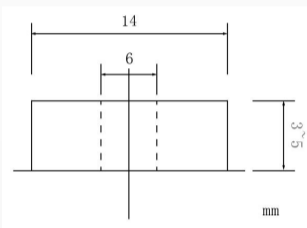
## Dimension Sketch:



## Appearance:



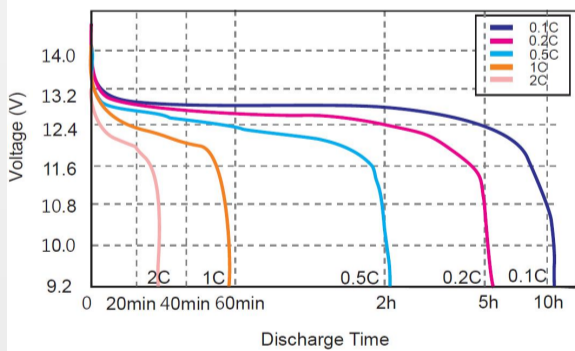
## Terminal:



Rated Voltage:	12.8V
Rated Capacity:	50Ah
Rated Energy:	460.8Wh
Max. Charge Voltage:	14.6V
Max. Charge Current:	50A
Float-Charge Voltage:	13.6~13.8V
Max. Discharge Current, :	50A
Peak discharge current@10s:	100A
Max. Load Power:	500W
Discharge Cut-off Voltage:	10.8V
Charge Temp.:	0~+50°C
Discharge Temp.:	-20~+60°C
Working Humidity:	<95%R.H (non-condensing)
Cycle Life (25°C,0.5C,100%DOD):	>2000
Cell configuration:	23140160-4S1P
Terminal:	F11(M6)
IP Grade:	IP65
Dimension:	229*138*213mm
Weight:	6.5Kg
Certificates:	UN38.3/MSDS

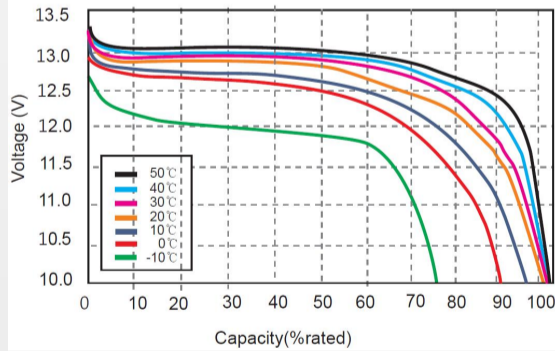
## Different Rate Discharge Curve

Different Rate Discharge Curve @25°C



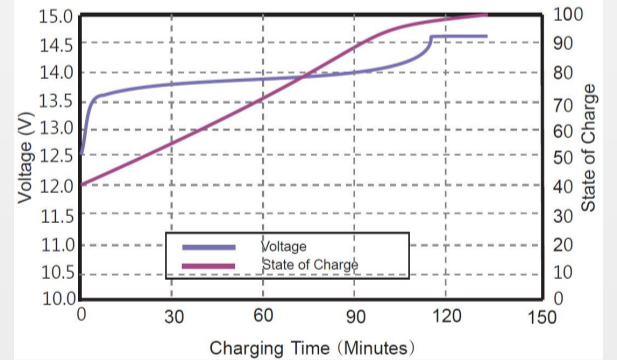
## Different Temperature Discharge Curve

Different Temperature Discharge Curve @0.5C



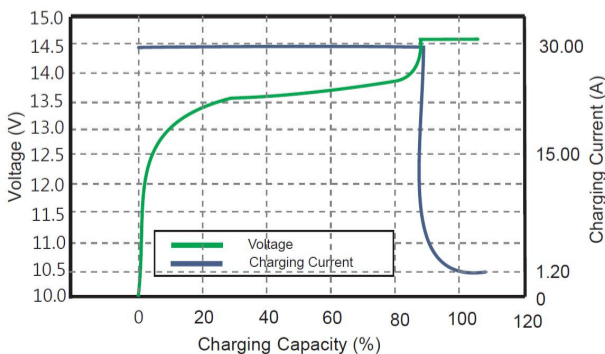
## State of Charge Curve

State of Charge Curve @0.5C 25°C



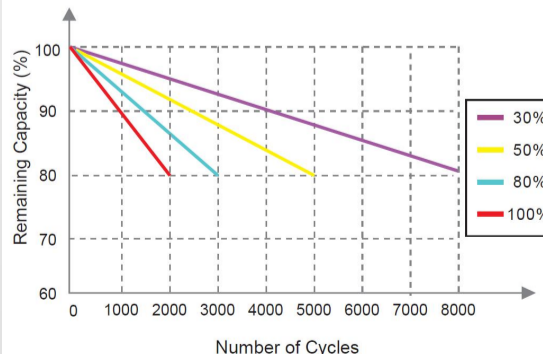
## Charging Characteristics

Charging Characteristics @0.5C 25°C



## Cycle Life Curve

Different DOD Discharge Cycle Life Curve @1C



## Self Discharge Characteristics Curve

Different Temperature Self Discharge Curve

